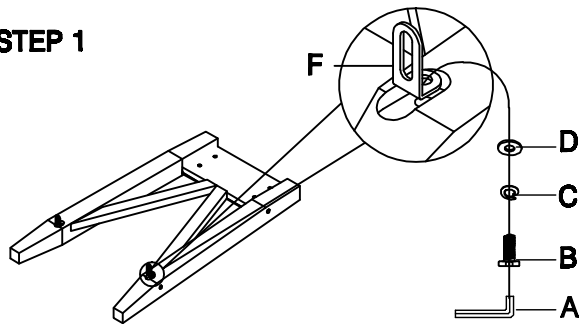




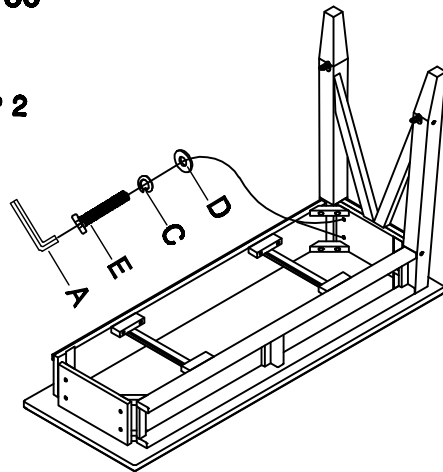
ASSEMBLY INSTRUCTION

ITEM NO:2919-50

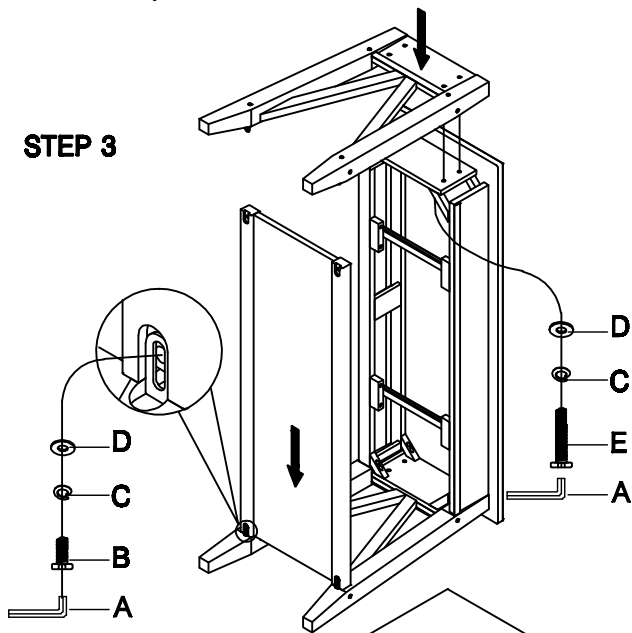
STEP 1



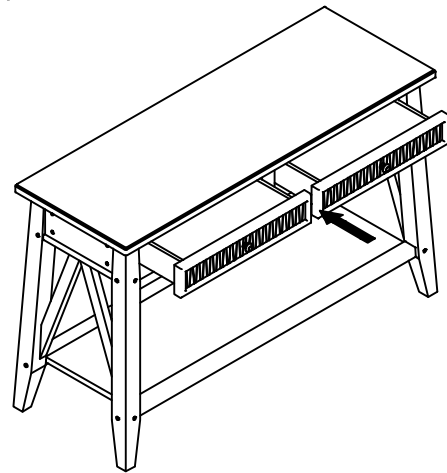
STEP 2



STEP 3



STEP 4



**DO NOT TIGHTEN SCREWS
UNTIL COMPLETELY ASSEMBLED**

Item	Sketch	Description	Qty
A		Allen Wrench 1/4"	1 PC
B		Bolt 1/4"x5/8"	8 PCS
C		Lock Washer 1/4"	16 PCS
D		Flat Washer 1/4"x16mm	16 PCS
E		Bolt 1/4"x1-1/4"	8 PCS
F		"L" Bracket 40*20*18mm	4 PCS