













ASSEMBLY INSTRUCTION

3303 QS / HB + FB + RB & 3304 EKS / HB + FB + RB
4303 QS / HB + FB + RB & 4304 EKS / HB + FB + RB

PARTS LIST

NO.	Sketch	Description	QTY
A		HEADBOARD	1pc
B		FOOTBOARD	1pc
C		SLATS	5pcs
D		RAILS	2pcs
E		CENTER SUPPORTS	10pcs

HARDWARE LIST:

NO.	Sketch	Description	QTY
1		FLAT WASHERS 1/4" * Ø16*2mm	18pcs
2		SPRING WASHERS 1/4"*Ø11mm	18pcs
3		ALLEN BOLTS 1/4" X 32mm	10pcs
4		ALLEN KEY 1/4"	1pc
5		WOOD SCREW #8*25mm	20pcs
6		BOLTS M6 X 12mm	8pcs
7		OPEN END WRENCH M6	1pc

4) Assembly is completed.

